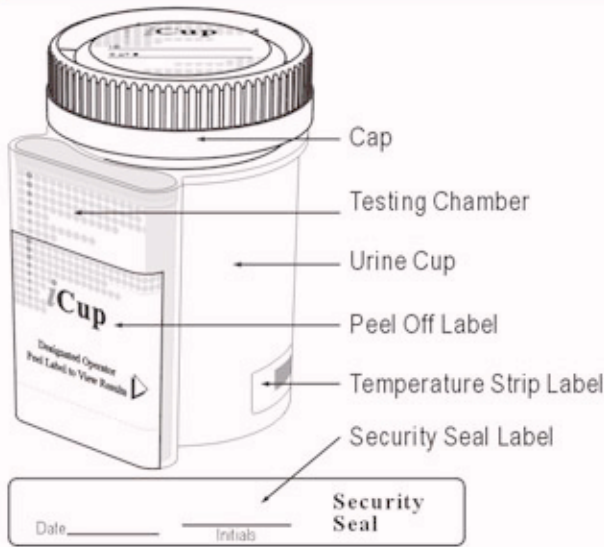
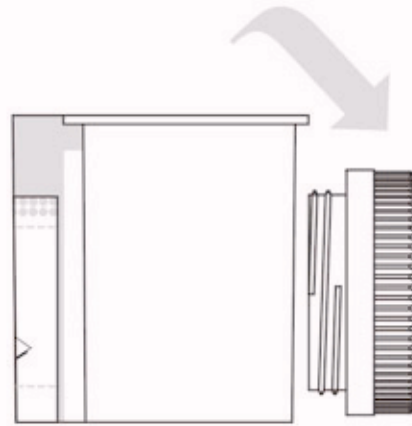


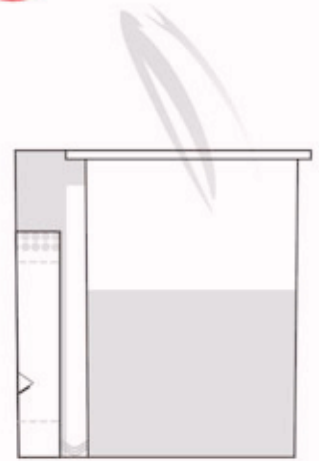
# iCup Drug Screen Procedure Card



**1** Remove cap.




**2** Donor provides specimen.



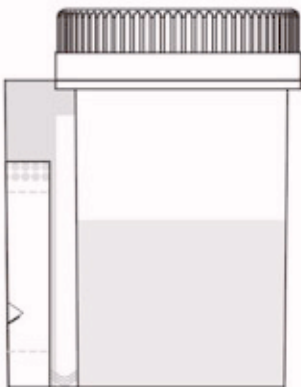
**3** Technician replaces and secures cap while the cup is on a flat surface.

**4** Check cap for tight seal. Technician dates and initials the security seal and places security seal over cap.

**5** Technician peels off the label.

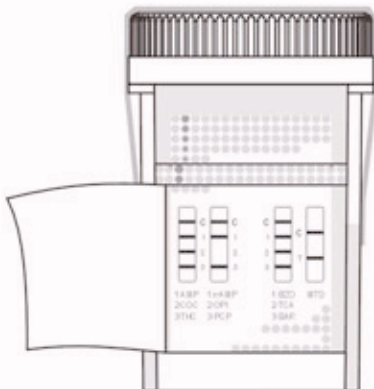


Place security seal over cap



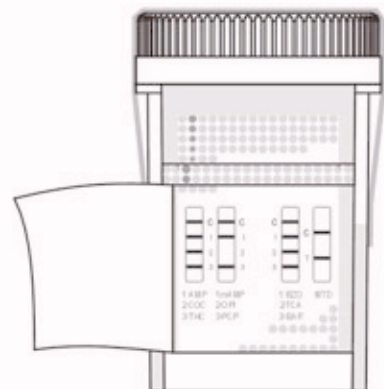
**5** Read results.

**6** A photocopy of the results can be made by placing the entire cup with the card face down on the copier.



Read results at 5 minutes.

**NEGATIVE**
**POSITIVE**
**INVALID**



Example: Test shows positive for Opiates on a 10-panel iCup

All positive results are presumptive and should be confirmed by an alternative method (e.g. GC/MS)